



THE WORLD LEADER IN
FUME EXTRACTION TECHNOLOGY

3D PrintPRO 4

3D PRINTING

Last Updated on 13.07.2018



For large enclosed 3D printers

The BOFA 3D PrintPRO 4 provides a high fume evacuation and filtration rate when connected to a large enclosed 3D printer via its extraction offtake point. The system can also return the ultra clean, filtered air either back to the printer enclosure for a cleaner print area or to the operator's breathing zone.

The BOFA 3D PrintPRO 4 combines high flow rate with speed control within a compact free standing unit.

Technology



DeepPleat pre filter



HEPA filter



Reverse flow air (RFA) technology



Advanced carbon filter (ACF) technology



ProTECT service plan



SureCHECK quality standard

Key features of the 3D PrintPRO 4

Digital speed control
Standard

3 level filtration - Pre and HEPA/chemical filters
Standard

Low noise level
Standard

Small footprint
Standard

CE approvals
Standard

Filter signal
Optional

Filter change indicator
Standard

Hose kit included
Standard

Powder coated for durability
Standard

Compact size
Standard

24V remote stop/ start interface
Optional

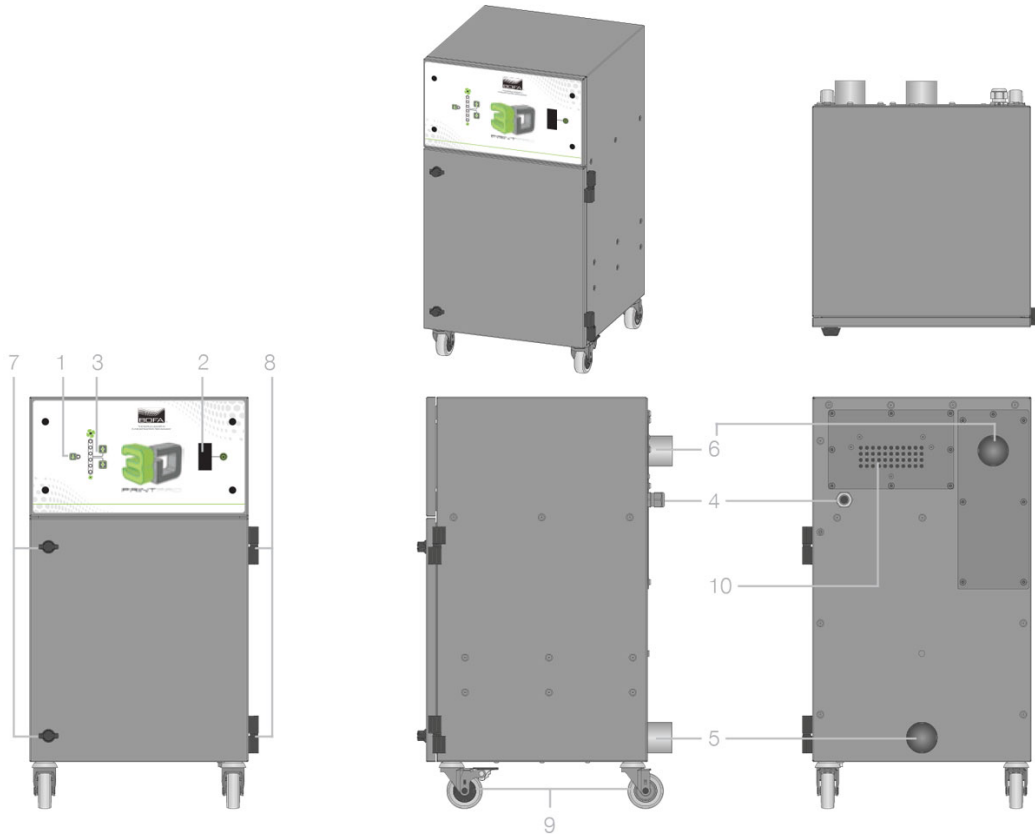
Contact BOFA at <https://bofainternational.com/en/contact/>

<https://bofainternational.com/en/portal/datasheets/3d-printpro-4/>



Technical specification

1. Filter change indicator
2. On / Off switch
3. Digital speed control
4. Power cable inlet
5. Hose inlet connections - 50mm
6. Exhaust outlet - 50mm
7. Door latches
8. Door hinges
9. Castors
10. Motor cooling inlet

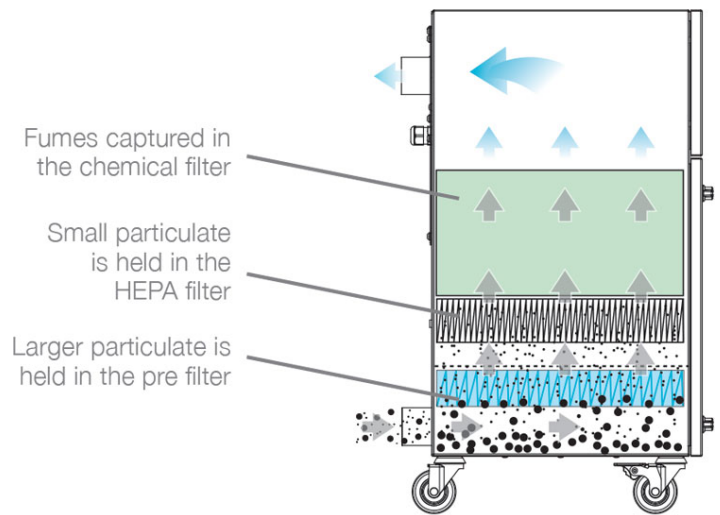
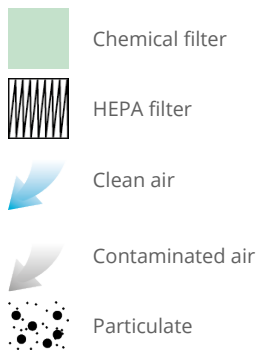


Hose kit specification

1. 50mm cuff x 2
2. 50mm x 1.5m flexible hose



Airflow through filters



Unit part numbers

Model	Voltage	Part no.	Options
3D PrintPRO 4 Powder coated	230V	L5644	24v Stop/Start
3D PrintPRO 4 Powder coated	115V	L5645	A2001

Replacement filter part numbers

Model	Part No.	Combined HEPA / Gas filter
3D PrintPRO 4	A1030153	A1030191

Technical data

	EU	US
Dimensions (HxWxD)	670 x 380 x 420mm	26.40 x 14.96 x 16.54"
Cabinet construction	Powder coated mild steel	Powder coated mild steel
Airflow / pressure	165m ³ /hr	97cfm
Electrical data	230v 1ph 50/60Hz Full load current: 1.0amps	115v 60/50Hz Full load current: 1.1amps
Noise level	< 55dBA (at typical operating speed)	< 55dBA (at typical operating speed)
Weight	32kgs	70lbs
Approvals	CE	CE

DeepPleat pre filter specifications

Surface media area	1.74m ² approx
Filter media	Glass fibre
Filter media construction	50mm maxi fold construction with webbing spacers

Combined HEPA / Gas Filter Specifications

Filter efficiency	95% @ 0.9 microns
-------------------	-------------------

Combined HEPA / Gas Filter Specifications

HEPA filter media	Glass fibre
HEPA media construction	50mm maxi fold construction with webbing spacers
Filter housing	Zintec mild steel
Treated activated carbon	6.75kgs
Filter efficiency	99.997% @ 0.3 microns

Datasheet correct at time of publishing. For specific applications, please contact us for details.

